






	<u>MP32</u>	<u>MP48</u>	<u>MP48 OBD</u>	<u>MP6C</u>	<u>2568D OBD</u>
					
Number of cylinders	2/3/4	2/3/4	2/3/4	5/6	5/6/8
Operating temperature	-40 / +105 °C	-40 / +105 °C	-40 / +105 °C	-40 / +110 °C	-40 / +120 °C
Progressive petrol to gas switch (smooth transition)	✓	✓	✓	✓	✓
Split fuel option on engine load	✓	✓	✓	✓	✓
Engine RPM reading from any ignition coil	✗	✓	✓	✓	✓
Gas temperature management	✗	✓	✓	✓	✓
Advanced Autocalibration (automatic Map adjusting)	✓	✓	✓	✗	✗
Petrol addition management	✓	✓	✓	✓	✓
Gas injectors enable/disable for diagnostic purpose	✓	✓	✓	✓	✓
Lambda probe reading and emulation	✗	one channel	one channel	two channels	two channels
Linear Lambda probe emulation (UEGO)	✗	✗	✓	✓	✓
OBD II Adaptivity	✗	✗	✓	✓	✓